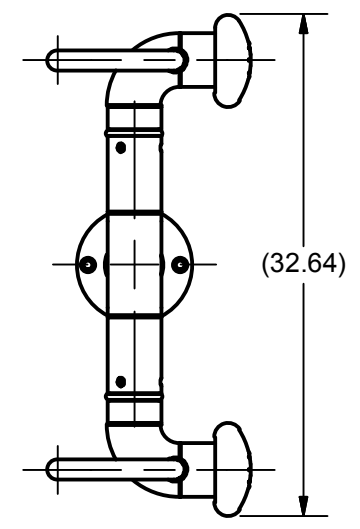
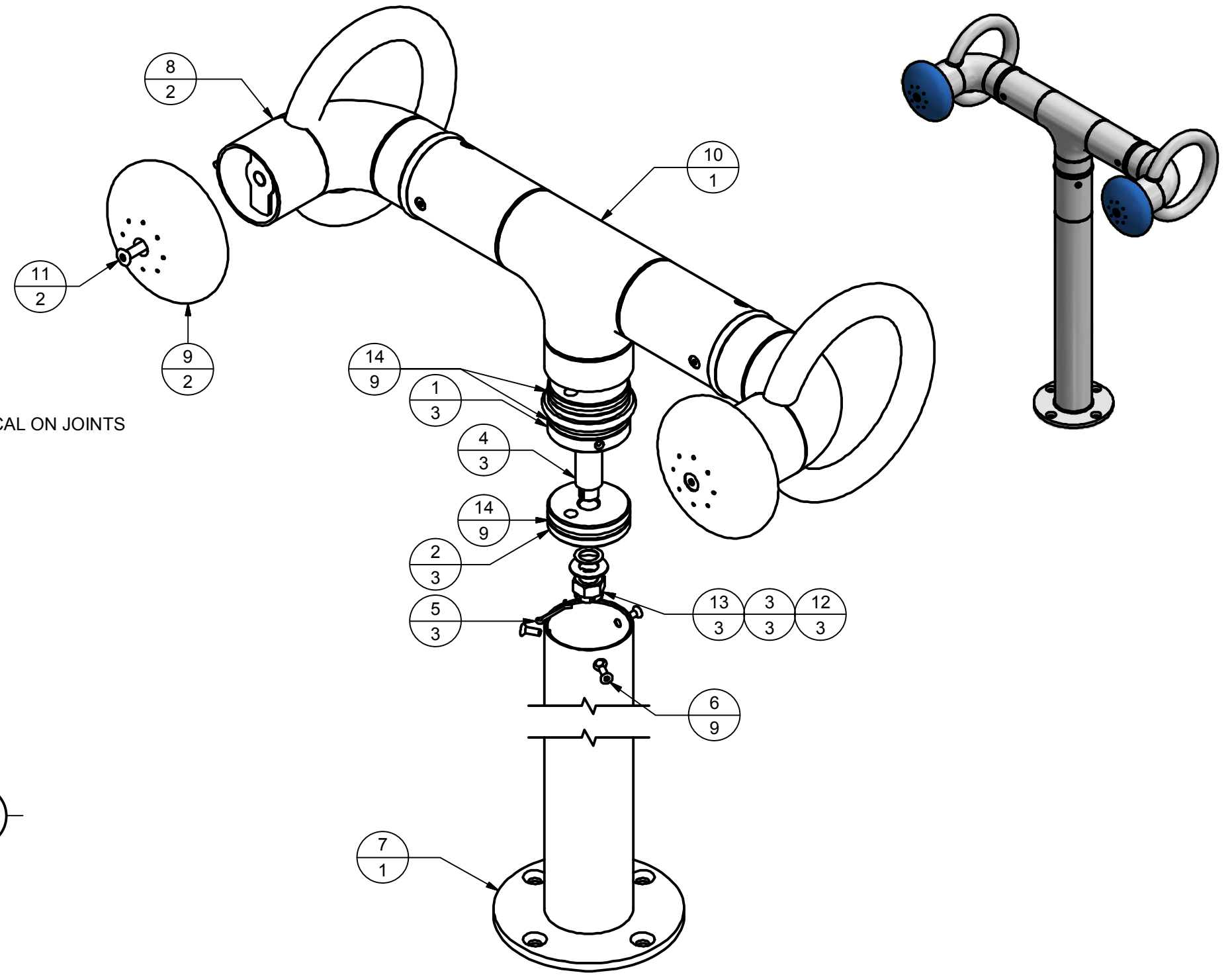
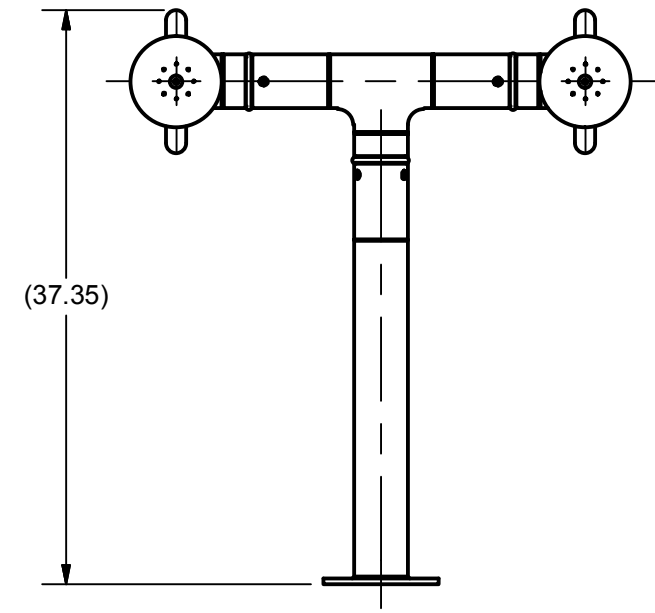
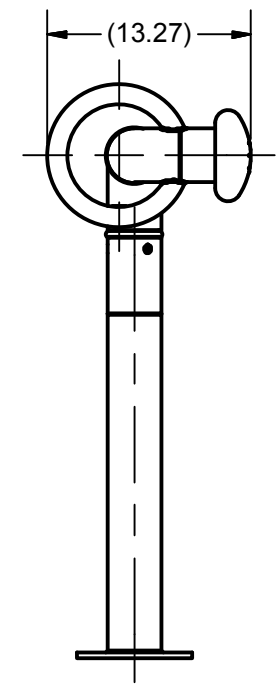


ITEM	PART ID	DESCRIPTION	MATERIAL	QTY
1	0010-0267	UPPER REDUCER	ACETAL	3
2	0010-0268	LOWER REDUCER	ACETAL	3
3	0010-0274	INDEXING WASHER	SST	3
4	0010-0275	REDUCER SPACER	PVC	3
5	0010-0292	COTTER PIN, 5/32 X 1.50 LG	AISI 304	3
6	0010-0293	BOLT, FLAT HD SOC, 1/4-20 X 0.75 LG, FT	SST	9
7	0010-0404	CANNON COLUMN WELD ASSY	WELDED SST	1
8	0010-0406	BLASTER HEAD WELD ASSY	WELDED SST	2
9	0010-0413	MUSHROOM TOP NOZZLE	URETHANE	2
10	0010-0415	TEE WELD ASSY	WELDED SST	1
11	0010-0458	BOLT, FLAT HD SOC, 3/8-16 X 3.00 LG, PT	SST	2
12	0010-0469	WASHER, SHIM, 3/4 (1.13 OD)	PVC	3
13	NUT-02100	NUT, CASTLE, 3/4-16	SST	3
14	ORG-08336	O-RING -336, 2.850 ID X 0.210 CS	RUBBER	9

REV	DESCRIPTION	DATE
A	INITIAL RELEASE	2/22/2016



**NOTE:**  
-HUB ASSEMBLY DETAIL IS TYPICAL ON JOINTS



ALL PLANS AND DESIGNS AT ALL TIMES REMAIN THE PROPERTY OF THE WMI MANUFACTURING CORPORATION AND CANNOT BE USED OR REPRODUCED WITHOUT WRITTEN PERMISSION. 805 CROWLEY AVE. KELOWNA, BRITISH COLUMBIA CANADA, V1Y 7G6 P: 250-979-7205 F: 250-979-7215	MASS: 47.9 lbmass	<b>TOLERANCES UNLESS NOTED</b> .X ±0.5 .XX (>10) ±0.05 .XX (<10) ±0.01 .XXX ±0.005 ANGULAR ±1° SURFACE FINISH 63µ in. <b>ALL DIMENSIONS IN INCHES</b>	DESIGNED: NICMAY DRAWN: NICMAY CHECKED:	<b>TEAM BLASTER ASSY</b>	
	THIRD ANGLE PROJECTION	DATE: 2/22/2016	DWG ID: 0010-0414	REV: A	SIZE: B
				SHEET: 1 OF: 1	